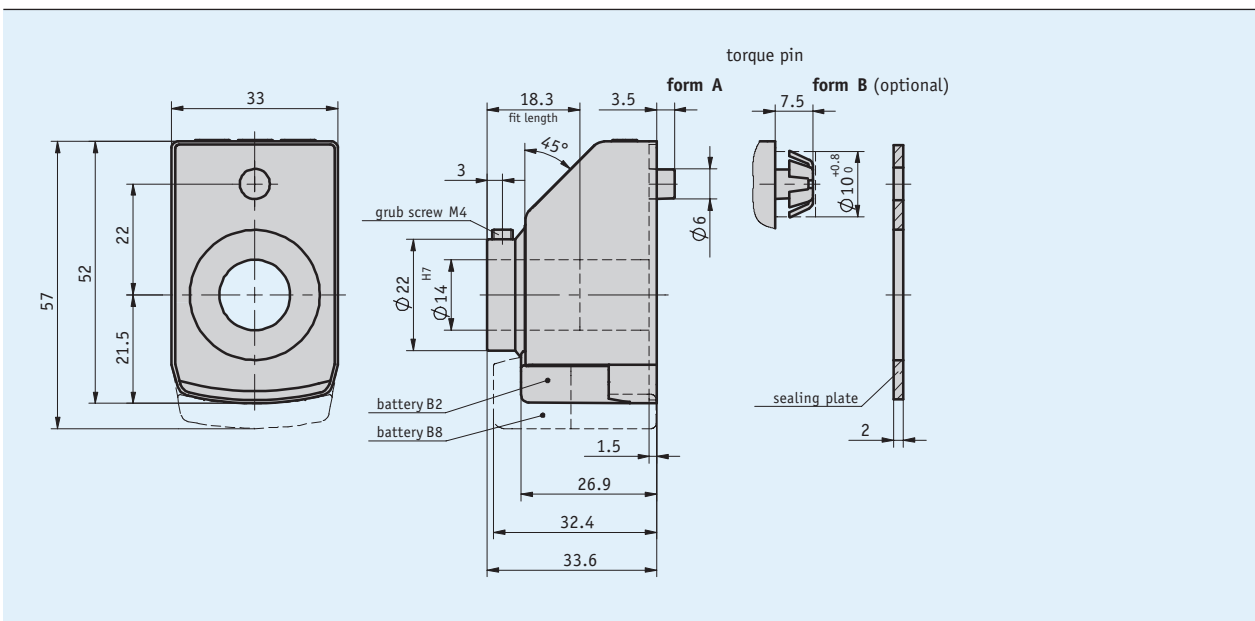


Profile

- Freely programmable electronic digital display for length or angular measurement
- Freely programmable via the ProToolDE programming software
- Hollow shaft, max. \varnothing 14 mm
- LCD display with 5 digits and special characters
- Digit height approx. 8 mm
- Reset, incremental measurement, offset via keyboard
- Long battery life
- Easy battery change without dismantling of the device



Mechanical data

Feature	Technical data	Additional information
Shaft	black-finished steel (supported in friction bearings)	($\leq \varnothing 16H7$)
Housing	plastic	
Speed	≤ 600 rpm	(100 % ED)
Weight	~ 0.05 kg	

Electrical data


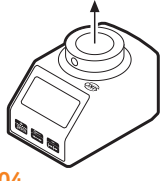




Feature	Technical data	Additional information
Battery	lithium coin cell, 3 V, CR2032 type	~ 2 -year service life
	lithium coin cell, 3 V, CR2477 type	~ 8 -year service life
Display/display range	5-digit LCD 7-segment, ~ 8 mm height	-19999 ... 99999

Ambient conditions

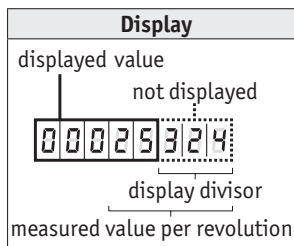
Feature	Technical data	Additional information
Ambient temperature	-10 ... 60 °C	
Storage temperature	-30 ... 80 °C	
EMC	EN 61000-6-2	interference resistance / immission
	EN 61000-6-4	emitted interference / emission
Protection category	IP51	EN 60529
Shock resistance	300 m/s ² , 15 ms	EN 60068-2-27
Vibration resistance	100 m/s ² , 5 ... 150 Hz	EN 60068-2-6
	200 m/s ² , 100 Hz ... 2 kHz	EN 60068-2-6

Order

Ordering information

Mounting position		Key pad operation			Counting direction
 O2	 O4	 D/V	 K	 OF	

Hint: Texts highlighted in orange color are ordering features



Display divisor

The indication of the measured value on the display can be influenced by means of the divisor (divider). The divisor shifts figures of the measured value into the invisible sector of the display unit. Although the figures are not displayed, they are also calculated by the electronics unit and mathematically rounded.

Calculation of value displayed (example order text):

Measured value per revolution 25324
Display divisor 1000

Feature	Displayed value	Measured value
1st revolution	25	25324
2nd revolution	51	50648
3rd revolution	76	75972



Please note that the value displayed (=measured value per revolution / display divisor) must be at least 2!

Ordering table

Feature	Ordering data	Specification	Additional information
Mounting position*	02	A horizontal spindle	
	04		
Measured value per revolution*	...	B 00002 ... 90000	see calculation of value displayed
	W3600	angle mode 0° ... 360°, resolution 0.1°	only with comma position "1"
	Z3600	angle mode -180° ... +180°, resolution 0.1°	only with comma position "1"
Decimal place*	0	C 0 = 00000 1 = 0000.0 2 = 000.00 3 = 00.000	
	1		
	2		
	3		
Display divisor*	...	D 1, 10, 100, 1000	see calculation of value displayed
Counting direction*	i	E clockwise ascending values counter-clockwise ascending values	
	e		
Key pad operation	D	F direct zeroing* zeroing delayed by 5 s* only incremental measurement function without function keys	
	V		
	K		
	OF		
Hollow shaft/diameter	14	G ø14 mm ø16 mm RH6, RH8, RH9.525, RH10, RH12	reducing bushes
	16		
	...		
Color	0	H orange RAL 2004 black RAL 9005	
	S		
Battery	B2	I ~2 years service life ~8 years service life	observe technical drawing
	B8		

* Programmable via ProTool DE programming software

Order key



Scope of delivery: DE04, Mounting instructions

Accessories:

Programming software ProTool DE
Reduction sleeve RH04
Clamping plate KPE04

www.siko-global.com
www.siko-global.com
www.siko-global.com